

Product Name: Mini Meal Silicone Storage Containers

Material: Food-Grade Silicone

Dimensions: 100ml Storage Container Body - 69 x 51 x 59mm
 100ml Storage Container Lid - 71 x 52 x 22mm
 200ml Storage Container Body - 69 x 104 x 59mm
 200ml Storage Container Lid - 71 x 104 x 23mm
 Recording Cards - 35 x 34mm

Colours: Blush/Pea Green

Volume: 3 oz./100ml / 8 oz./200ml

Product Description:

Meet our Mini Meal Silicone Storage Containers, designed to simplify how you store, portion, and serve baby meals every day! These reusable silicone containers are your mess-free, stress-free solution for storing baby food, purées, snacks, or breastmilk. Made of 100% food-grade silicone, they're a safe and non-toxic alternative to plastic - perfect for portioning and serving little meals individually at home or on the go. The soft yet durable silicone body and secure-fitting lids help prevent spills and contamination.

Each container comes with 2 x recording cards for quick tracking of contents. They're leakproof, unbreakable, and designed to handle it all, from freezing to microwaving! They're even super easy to clean - simply boil to sterilise.

Features:

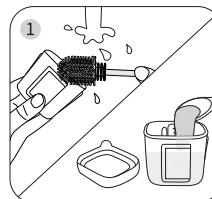
- The perfect option for hassle-free food prep and storage in compact portions.
- A convenient set of containers to quickly dispense individual baby food servings.
- Storage containers are made of soft and durable food-grade silicone.
- Silicone lids keep contents safe from contamination and spills.
- Perfect for storing homemade baby food, leftovers, purées and even breastmilk.
- Measurement marks on the side of each container for easy portion control.
- Doubles as a snack cup when feeding on the go.
- Label slot for quick and easy identification of contents and storage date.
- Safe in ovens, fridges, freezers, dishwashers, microwaves, sterilisers and boiling water.
- BPA, PVC and phthalate-free.

Cleaning and Care:

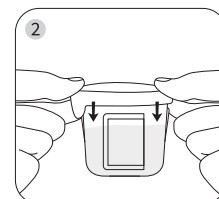
Before first use, disassemble and place the product in boiling water for 5 minutes to sterilise. Wash before and after each use. Remove recording cards before washing. Although dishwasher safe, we recommend hand washing with warm, soapy water and rinsing thoroughly. Other common methods of heating, cleaning, storage and use not listed in this manual may damage the product. Do not use any bleach-based cleaners or tablets to sterilise or clean your Haakaa products. To sterilise, use a steam steriliser or boil in water for 2-3 minutes. Do not use UV sterilisers to sterilise this product as this may impact its lifespan. Only soft bristle brushes or soft sponges should be used to clean this product, as hard scourers may scratch the surface. Store in a cool, dry place and avoid direct sunlight.

Please note: Always follow your country's guidelines on expressing and storing breastmilk safely, ensuring you have labelled your container with date of expressing for easy identification. Do not re-freeze thawed food, breastmilk or formula. Solid food is recommended for babies 4-6 months+. Please consult a medical professional if intending to introduce solids earlier.

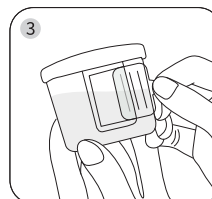
Instructions:



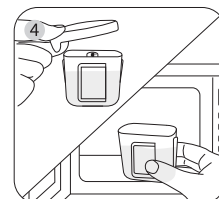
Wash before use. Fill the container with your chosen contents. Do not fill beyond the top measurement mark.



Close the lid carefully. Ensure there are no gaps.



Record the date and contents on the card then insert into the label slot.



If heating, remove the recording card, take off the lid then heat.

Caution:

- Before each use, inspect the product. Throw away at the first signs of damage or weakness.
- Do not store near any sharp objects.
- Do not put the recording cards into dishwashers, sterilisers, microwaves or ovens.
- This product is not a toy. For your child's safety, never attach product to cords, ribbons, laces or loose parts of clothing, as it can become wrapped around their neck.
- Do not use this product for anything other than its intended use.
- For adult use only.
- Allow hot foods and liquids to cool before storing.
- When freezing foods and liquids, ensure container is not filled above top measurement mark as contents may expand when frozen.
- Do not forcefully shake or squeeze the containers or store on their side while they contain food or liquid as this may cause contents to leak.
- Always use a towel or oven mitts when removing containers from oven/microwave.
- Take lid off containers when heating, baking or sterilising.
- Volume measurements are an approximation and should be used for general reference only. Take extra care when microwave heating; localised overheating can occur. Always mix heated food and check the temperature before feeding.



WARNING:

Use caution when removing the container from the microwave/oven - we recommend using oven mitts. It will be filled with hot water and steam, which may cause serious burns. DO NOT tip container when removing from microwave.