

Product Name: Easy-Freeze Tray

Materials: Freezer Tray, Lid - Food-Grade Silicone
Recording Cards - Kraft Paper

Dimensions: Freezer Tray with Lid - 164 × 136 × 44mm
Recording Cards - 40 × 25 × 0.5mm

Capacity: 4 × 3 oz./90ml / 6 × 2 oz./50ml / 8 × 1.4 oz./40ml

Colours: Pea Green / Blush

Contents: 1 × Silicone Freezer Tray with Lid
5 × Recording Cards

Product Description:

Ditch that old plastic freezer tray covered in cling wrap and start freezing in a safe and practical way! The Haakaa Easy-Freeze Tray is perfect not only for freezing, but baking, heating, storage and more! Our stackable tray is made of 100% silicone, which is freeze and heat-proof, microwave and dishwasher-safe and free of any potential nasties that may leach from plastic freezer trays.

Each tray has a label slot so that you can quickly and easily identify which foods are stored away and a handy loop for hang-drying or vertical storage. The individual compartments come with measurement marks for easy portion control and are separated from each other, making removing food a breeze! Simply twist the tray or place a finger underneath a compartment and press upwards to pop out the food. The secure lid lets you keep food safe between uses and helps prevent spills while in your fridge or freezer!

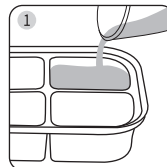
Features:

- Flexible body and separated compartments make removing food a breeze.
- Secure silicone lid keeps food safe from contamination and spills.
- Measurement marks on each compartment allow for portion control.
- Label slot for quick and easy identification of food and storage date.
- Loop at one end of tray allows you to hang-dry or store upright.
- Stackable design saves space in storage.
- Made of soft and durable 100% food-grade silicone.
- Safe in fridge/freezers, dishwashers, microwaves, ovens (up to 250°C), sterilisers and boiling water.
- BPA, PVC and phthalate-free.

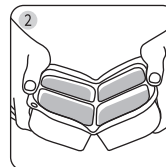
Cleaning and Care:

Wash before and after each use. Remove recording cards before washing. Although dishwasher safe, we recommend hand washing with warm, soapy water and rinsing thoroughly. To sterilise, use a steam steriliser or boil in water for 2-3 minutes. Only soft bristle brushes or soft sponges should be used to clean this product, as hard scourers may scratch the surface. Do not use any bleach-based cleaners or tablets to sterilise or clean your Haakaa products. Allow product to dry completely before storing. Store product in a cool, dry place and avoid direct sunlight.

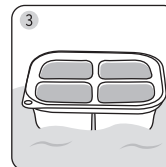
Freezing Instructions:



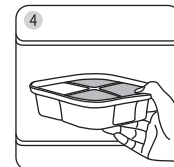
Fill each compartment and place in the freezer.



When the cubes are frozen, remove from the freezer and twist the tray. You can also press up on the bottom of each compartment with your finger.



If the cubes do not pop out straight away, run under warm water with the lid on for a few seconds. The cubes will then pop out easily.



Use what you need and put the rest back in the freezer.

NOTE: Do not fill beyond top measurement mark.

Oven-use: Fill compartments and bake as per recipe instructions. Always use a towel or oven mitts when removing tray from oven. Do not place lid on tray when baking/cooking food, as food may rise while cooking. To remove food after baking, allow to cool then twist tray as per freezing instructions above.

Caution:

- Always use this product with adult supervision.
- Check product condition regularly. Replace if this product shows any signs of damage.
- For your child's safety, never attach product to cords, ribbons, laces or loose parts of clothing as it can become wrapped around their neck.
- Do not use this product for anything other than its intended use.
- Do not store near any sharp objects.
- This product is not a toy. Keep out of reach of children and pets when not in use.
- Take extra care when microwave heating; localised overheating can occur. Always mix the heated food or liquid and check the temperature before feeding.
- Do not put recording cards into sterilisers, microwaves, or ovens.
- Do not secure lid when microwaving, either remove it or place it loosely on top.
- Take care when removing the lid after heating as steam may escape.

PLEASE NOTE: Volume measurements are an approximation and should be used for general reference only. Always follow your country's guidelines and recommendations to safely store breast milk.

It is not recommended to keep infant food/breast milk frozen for longer than three months unless in a deep freeze. Do not re-freeze thawed food, breast milk or formula. Solid food is recommended for babies 4-6 months+. Please consult a medical professional if introducing solids earlier.