

haakaa®

SILICONE FINGER TOOTHBRUSH SET

PRODUCT MANUAL

English

Product Name: Silicone Finger Toothbrush Set**Materials:** Food-Grade Silicone, PP**Dimensions:** Silicone Finger Toothbrush – S: 23 x 23 x 54mm

Silicone Finger Toothbrush – L: 36 x 30 x 61mm

PP Storage Box: 85 x 56 x 25mm

Contents: 1 x Silicone Finger Toothbrush - S

1 x Silicone Finger Toothbrush - L

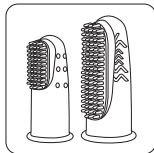
1 x PP Storage Box

Recommended Age: 0m+

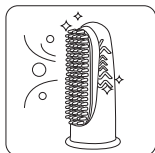
Features:

- Soft silicone bristles help to gently clean little teeth and mouths.
- Fits comfortably over your index finger - two sizes to choose from.
- Ridges on the back of each finger toothbrush help to massage your babies' gums and gently clean their tongue.
- One-piece design with no joints or cracks to make cleaning simple.
- Made of 100% food-grade silicone.
- BPA, PVC and phthalate-free.

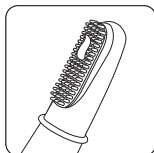
Instructions:



- 1 Select which size finger toothbrush fits more comfortably over your index finger.



- 2 Sterilise the finger toothbrush before use.



- 3 Place brush over your finger, wet with warm water and apply baby-safe toothpaste to the bristles.



- 4 Place your finger in your baby's mouth, rubbing the bristles gently over his/her teeth and gums until clean.

Cleaning and Care:

Clean before initial use, then clean after each use. Although dishwasher safe, we recommend hand washing this product in warm, soapy water and rinsing and drying thoroughly. To sterilise, use a steam steriliser or boil in water for 2-3 minutes. Do not use bleach-based agents to clean this product. We recommend replacing your child's toothbrush every 3-4 months.

Caution: Check product condition regularly. Replace if product shows any damage. Keep away from sharp objects. Hard scourers may scratch the surface. This product is not a toy. Do not use this product for anything other than its intended use. Store product in a cool, dry place and avoid direct sunlight. Adult supervision is required at all times.