

LADYBUG SILICONE BREAST MILK COLLECTOR

PRODUCT MANUAL English

Product Name: Ladybug Silicone Breast Milk Collector

Material: Medical Grade Silicone

Capacity: 1.4 oz./40ml

Product Description:

The Haakaa Ladybug Silicone Breast Milk Collector is the perfect breast pad alternative for mums who want to save every drop of leakage and let-down instead of soaking it up.

The one-piece design attaches to your breast with suction and sits securely and discreetly in your bra. This suction is light and gentle to hold the product in place. It won't draw out additional milk, so it's ideal for mums who leak breast milk and want to save it without increasing their supply.

You can wear the Ladybug on the other side while you're breastfeeding to catch your let-down, or wear one on each breast inside your bra as you carry on with your day. It is completely portable and has small feet on the bottom that allow it to stand upright on flat surfaces, preventing any spills after use.

Once you have finished collecting your let-down, open the plug on the top and safely pour your milk into a container or bottle.

Features:

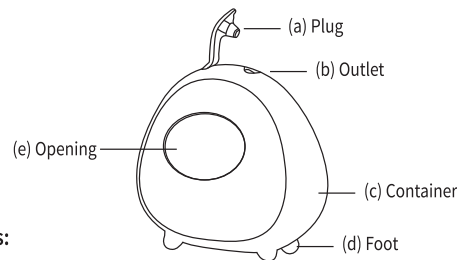
- Attaches to your breast with light suction to help keep it in place inside your bra.
- Made of soft 100% medical grade silicone.
- One-piece design with no joints, cracks or edges for bacteria to harbour.
- Small feet on the base allow it to stand upright on flat surfaces.
- No cords or batteries required.
- Easy-care – just boil to sterilise.
- BPA, PVC and phthalate-free.

Cleaning and Care:

Clean after each use. Sterilise your Haakaa Ladybug Silicone Breast Milk Collector with any steam sterilising system or by boiling in water for 2-3 minutes. When sterilising, ensure the outlet is unplugged to prevent potential deformation of the silicone. Do not use any bleach-based agents or sterilising tablets to clean this product. Do not use UV sterilisers to clean this product as they may impact its lifespan.

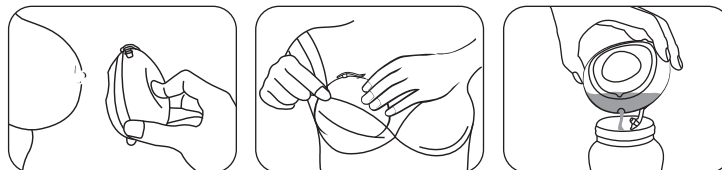
Caution:

- Check product condition regularly. Replace if this product shows any signs of damage.
- Do not store near any sharp objects.
- Only soft bristle brushes or soft sponges should be used to clean this product. Hard scourers may scratch the surface.
- This product is not a toy. Do not use this product for anything other than its intended use.
- Store product in a cool dry place and avoid direct sunlight.
- Adult use only.
- Keep out of reach of children and pets.

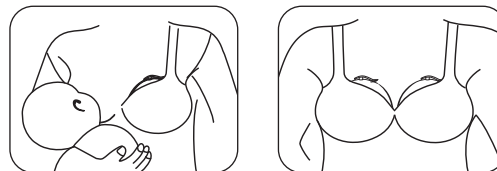


Instructions:

Collecting



- 1 Ensure the plug (a) is pushed into the outlet (b). Centre the opening (e) on your nipple and gently press and release the back of the Ladybug until you are able to feel suction.
- 2 The Ladybug should always be worn inside a bra to keep it secure.
- 3 Remove the Ladybug regularly to store your breast milk in line with your country's safe breast milk storage guidelines. Pull out the plug (a) from the outlet (b) and pour out the milk from the outlet into a container before storing.



- 4 Wear your Ladybug on the other breast to collect your let-down while nursing, or wear two at a time inside your bra to collect leakage throughout the day.

Note: Suction is optional and helps to keep the Ladybug in place in your bra. The Ladybug will only collect milk that would otherwise have soaked into breast pads. It won't draw out extra milk.

Please ensure you are familiar with your country's guidelines on the safe storage of breast milk, and ensure your Ladybug is emptied regularly to store your breast milk in accordance with these recommendations.